

SHDA

Spring Hill Decorative Artists

Weeki Wachee Senior Club
3357 Susan Drive
Spring Hill FL 34606



Linda Duff, President

President's Letter

Linda Duff

to me

Hi everyone, hope everyone is enjoying this wonderful Spring weather! I know I sure am and do hope and pray it warms up for our northern

friends and family's 😊

Well we had another great meeting and did our little contest with our name tags we painted, Jeanette was the big winner with her Palm trees and all, she won the prize in March. Since there was a lot of people missing, the ones not there in March, bring in your finished name tags and we can vote on them and another prize for the

winner 😊. Starting in March if you didn't have your name tag, it will cost you .25, so please make sure your bring them, we have some new faces and I know I like to be called by name and I'm sure everyone else does.


Wanted to thanks Pam for the project for March and am looking forward to April when we do a patriotic theme, my dining room shelves on the top, I had all patriotic pieces, I do need another piece to put up there.

They will be having another rummage sale at the club house in April so if you have any treasures



TreasurerReport

Carol Hechler, Treasurer



please bring them in. Happy to say the roof is paid off so now onto the air conditioner. Well everyone see you all in April and I do want to wish you all a very blessed Easter.

Hugs
Linda

Carol Hechler and Jeanette Seese have started our Members' Gallery at the WWSC. We hope you have had a chance to see it, but we still need more items to fill our walls. We are asking you to bring in art that you have done to show off your talent! If you want to try to sell it, that's an option.

We ask that you also provide a 3x5" note card or piece of paper that has your NAME, TITLE OF THE WORK (if no title, just write UNTITLED), the MEDIUM and a PRICE (optional). There are several shelves that can accommodate plates, boxes, gourds, miniatures, items needing an easel, etc. If we can get enough participation, we plan to rotate the artwork periodically. We hope you will contribute to a more "artistic" look to our meeting place!

MEETING MINUTES

March, 2019

Mary Banks, Secretary



MEMBERSHIP

Jean Thompson



SPRING HILL DECORATIVE ARTIST

Meeting Minutes

March 2, 2019

Meeting was brought to order by President Linda. Meeting Minutes for February were E Mailed to group. Approved.

Old Business: Name Badges were displayed on table, all voted .

Four votes to Ronnie

Nine votes to Janette

Prize was donated by President Linda, Ceramic Easter Egg.

Anyone not wearing name badge was fined 25 cents.

Jean Thompson thanks Kay for doing News Letter. Copies of Membership were passed out to group.

Kay commented on News Letter, was following Pat Ottos' format, also cleaned up web site.

Janette and Carol commented, please bring pieces to be displayed in gallery.

Bring index cards to next meeting if you have not already turned in.

New Business: Marge and Kay volunteered to do our Holiday Party.

Programs: Pam

April: Marge to do Red, White and Blue image on box or plate your choice.

May: Kay to do Bird on a board. May purchase board for \$4.00.

June: Ronni to do Pallet Knife painting.

Yard Sale April 27, 2019. Please donate items, money to be raised for new A. C. unit.

Lucy Service was a walk in guest. She has joined our group please welcome.

Note if anyone is interested there will be a colored pencil workshop in July.

Birthday Raffle winners were:

Janette, gift from Jean Thompson

Jeanette, gift from Linda Duff

Adjourned to Show and Tell

Respectively
mary banks

Birthday Raffles in April & May

Sandy Mihalus - April

Mary Banks - April

Mary Davis - May

Ronnie Bringle - May

Birthdays in April & May

Sandy Mihalus - 4/26

Mary Banks - 4/25

Gene Chambers - 4/10

Mary Davis - 5/14

Lynn Merritt - 5/8

New Member

Lucy Service



COLORED PENCIL WORKSHOP

SPRING HILL, FL • JULY 20 & 21, 2019

What you'll learn with
Amy Lindenberg

- How to create soft skin tones on black paper.
- How to draw beautiful blue eyes.
- How to capture dramatic lighting.
- Plus, you'll learn new techniques from an amazing artist in a class filled with fun!

REGISTER NOW:
www.annkullberg.com/SOAR

Draw *Winsome Portrait* on black paper





Colored Pencil Workshops

JULY 20 & 21, 2019

WORKSHOP LOCATION:
Weeki Wachee Senior Citizen's Club
3357 Susan Dr
Spring Hill, FL 34606


Amy's artwork!





A master artist and instructor, Amy has a knack for breaking things down into easy to follow steps. You'll love how much you learn in two days with Amy!

Save your seat at www.annkullberg.com/SOAR



Pamela Varricchio, 1st VP

PROGRAMS

April 6 Workshop

Marge Thompson will be teaching this Gail Anderson God Bless America design



Marge has worked up this design so that it can be painted 2 different ways. The tulips can be painted either in the blue leaf color scheme or in the gold/red color scheme.

God Bless America

Designed by Gail Anderson


Taught by Marge Thompson

Palette

White	Lt Buttermilk	Buttermilk
Golden Straw	Burnt Sienna	Lt Avocado
Black Forest	Aloe Green	Reindeer Moss
Canyon Orange	Paynes Grey	Soldier Blue*
Colonial Blue	Winter Blue	Basil Green*
Arbor Green	French Grey Blue	Honey Brown
Oxblood	Berry Red	Your favorite gold
Ceramcoat Midnight OR Americana Midnight & Black	Wedgewood Blue	

* Note: Discontinued Colors. For Basil Green Marge suggests Celery Green as a substitute. DecoArt mixing chart suggests Antique Gold Deep + Pebble + Antique White (1:1:1) if this works better for you.

A substitution for Soldier Blue could be Primary Blue + Dioxazine Purple + Deep Midnight Blue (1:1:1)



God Bless America

by
Gail Anderson

Base background in Ceramcoat Midnight OR Americana Midnight + Black (4:1)
Sand with fine sandpaper or brown paper bag. Transfer pattern.

Base Coat

Leaves on outside "braid":	Outer leaves - Wedgewood Blue Inner leaves - Colonial Blue
Leaves on inside circle:	Small leaves - Basil Green Large leaves - Arbor Green
Daisies:	Petals - Buttermilk Center - Honey Brown
Tulips:	Bottom section - French Grey Blue Top section - Colonial Blue
Flag:	Stripes - 1 st coat Buttermilk, 2 nd coat Lt Buttermilk Red Stripes - 1 st Oxblood, 2 nd Berry Red
Stars:	1 st coat - Buttermilk 2 nd coat - Lt Buttermilk

May 4 Workshop



Kay Wells will be teaching Charming Charlie, a mixed media design that may be painted in either tube acrylics, oils or water mixable oils. Kay's husband will cut the 24" x 14" boards for anyone who wishes to paint on the same size as the sample piece. If you did not already put your name on the sign up sheet and would like a board for \$4, please shoot Kay an email at bossonbabe@gmail.com and she will bring them to the April meeting.

In April Ronnie Bringle will be teaching a palette knife painting. Stay tuned for further details!!!!

Make sure to stay up with all the latest and more detailed info on our website!

<https://www.naturecoastdecorativeartists.com>

March 2019 Show 'n Tell

