



Nature Coast News

July 2012

Nature Coast Decorative Artists

Volume 15 Issue 7



President's Letter for July

Hi Painting Friends,

Every once in a while I feel it necessary to go over some of our most important rules pertaining to our chapter.

First of all, it is very important that **NOTHING** be put down the sinks except dishwater; **NO** painting water and **NO** residue from washing out your paint brushes...please do this at home. Also please do not leave any food scraps of any kind go down the sink. Water needs to be emptied outside. This is a requirement of WWSC and I believe that there is a notice to that effect over the kitchen sinks. Please comply with this rule.

Secondly, rule #13 of our bylaws states that **NO** business is to be conducted during a meeting. That means that if you wish to sell anything, it needs to be done **BEFORE** or **AFTER** the business meeting. It was very unfortunate that items were sold at "show & tell" for two reasons. One is that it is not allowed and the other is that a few members standing nearby were able to buy all of the items without any thought of other members sitting down paying attention to the meeting as they were supposed to. I was very disappointed in the actions of a few and received many comments regarding this from other members. As president, I felt that I had to address this in the newsletter. I hope all of you understand that rules have to be followed in order to have a comfortable amicable meeting. I also realized that those who purchased items were "caught up in the moment" or did not know the rules, so please do not take this any more seriously than it should be. We have such a great group. I just do not want any situations that would cause resentment or hurt feelings among our members.

On a happier note, did you see all of the items you gals are bringing to the picnic?? Be sure to also bring your appetite!

As always, paint with a happy heart
Pat Estes

A Note from the Editor: Carole Sheftic

Well..I am happy to say that my computer system is up and running and I am only a few days late in getting this out to the membership. It just seems so **LATE** because I am usually so **EARLY**.



Because you are getting this only a few days before the 5th Saturday Workshop I am not including all that information here. Hopefully everyone got the memo that I sent out a few days ago pertaining to that.

Programs -- Workshops Sandy Mihalus

June 30, 2012 *Oranges with Blue Vase* with Pat Otto. Cost \$10

14 x 18 Oil Painting (all day workshop*). Created from a Photo of set up and online class taught by Daniel Edmondson www.danieledmondson.com Patterns and prep sheets were passed out at the June 2nd meeting. If you need the oil paints Pat will provide them or supplement what you need. Most come in a beginner set. Any brand is okay. The transparent red oxide is Rembrandt and probably not available locally. Check the June newsletter for more information. **Remember Pat asked for you to add a Mop Brush to your supply list and no Linseed Oil and only Oderless Paint cleaners like Mona Lisa.**

*Note for June 30....Bagels and Cream Cheese will be furnished for breakfast but you will have to bring your own lunch as this is an all day workshop.

July 7, 2012 **Before the PICNIC!!!!** Pat Otto will be teaching techniques and tips for painting on glass. \$5.00 Bring water bowls, paper towels, palette, brushes, and your choice of glass you would like to paint. (The dollar stores have several great choices.) The chapter is supplying the paints. **See technique article on next page.**

August 4, 2012 Julie Polderdyke, guest artist teacher, will be teaching a Sunflower clock painted with acrylics. \$15.00 for chapter members, and \$25.00 for guests. Price includes the teaching and the pattern packet. Our chapter has purchased the clock surfaces for painting wholesale, and may be purchased at \$3.75. The clock works can be purchased from the chapter at a price to be determined. Julie will provide the paints, and you will need to bring your acrylic painting supplies. You may paint on a surface of your choice but it should be the same type of surface.(not fabric or canvas). **THERE WILL BE NO BUSINESS MEETING ON THAT DAY.** We will have the birthday raffle. **The prep & supply information is on page of 7 of this newsletter (almost none at all!.. YEAH)**



Julie is a well-known artist teacher, and her patterns are often featured in the Artist's Club flier.

September 1, 2012 Strokework in Acrylics with Pat Landry Cost: \$5.00 You may choose your own surface on which to paint. Information on color choices will be posted next month.

October 6, 2012 will be a beautiful 3 piece nativity scene with Pat Otto.

November will be the TRIAD. Three great projects with 3 great teachers!

September Seminar:

Please mark your calendars for September 29th and 30th. Cost: \$35.00 members and \$50.00 for non-members. Karen Hubbard will teach a beautiful painting of a Mother Tiger and Her Baby on the first day, and Chickadees on the second day. You

may sign up at the meetings. This is a great opportunity to take a class from one of the national artists! Check them out!!!!!!

Please check the websites of our guest teachers. You will be excited and inspired for our upcoming workshop & seminar.

Julie Polderdyke..... www.juliespalette.com

Karen Hubbard..... <http://hubbardscupboardpackets.com>



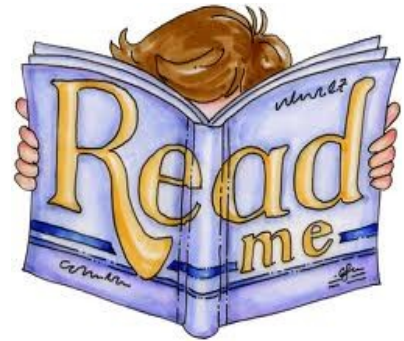
Beginner Techniques - Pat Otto

Beginners Techniques

July Beginners Technique is painting on glass. Pat will demo and we will have a short paint-a-long similar to a *make it - take it*. So bring a glass object like a vase or wine glass. The object should be clear glass and smooth. Don't bring ceramic or a vase with bumpy molded design. You can paint on those things, of course, but the demo is on smooth clear glass. Bring a palette, a make up sponge, a liner brush and # 4, #6 filbert brushes and usual things like paper towels and a water container. The chapter will supply the paint. We are using DecoArt glass paint. This should be a fun easy project so bring more than one if you want. Think Tables and Treasures!

Minutes for the **NCDA CHAPTER MEETING** Weeki Wachi Senior Center

Spring Hill, FL
Date: June 2, 2012



President, Pat Estes called the meeting to order at 9:10 A.M.

WELCOME: President – Pat Estes thanked everyone for coming. President Estes announced there are no Board Meetings for the summer. The next Board Meeting will be held at Pat Estes' on Wednesday, September 5, 2012 at 10:00 A.M..

COMMITTEE REPORTS:

FIRST VP-PROGRAMS: Sandy Mihalus is out of town, so President Estes thanked Dottie Ptaszynski and Pat Thompson for sitting in to help with class sign ups. She also reminded the members to bring a glass object to the July meeting, as Pat Otto will do a demonstration of painting on glass.

SECOND VP-MEMBERSHIP: Rhonda Norton & Carol Kuszik Rhonda reported 22 members present. She introduced our newest member, Ann Roberts, who was a former member. Welcome back Ann.

NEWSLETTER/WEB MASTER: Carole Sheftic reported the deadline for articles is June 15, 2012. She also received a message from someone who was reading our newsletter online and was asking about the Julie Polderdyke Seminar.

SECRETARY: Pat Landry reported the minutes were in the newsletter. Jeanette Seese made a motion to accept the minutes as published. Dottie Ptaszynski seconded the motion.

TREASURER: Carol Hechler reported the Treasurers Report was in the newsletter. Dani Jacques made a motion to accept the report as published. Karen Reinke seconded the motion.

WAYS AND MEANS: Charlene Seimes reported a total of \$107.00 was brought in from ticket sales. Charlene gave each member present a book that was donated by Chris Hyatt.

HOSPITALITY: Karen Reinke thanked all who brought food donations today. She has a sign-up sheet for donations for the July Picnic. The chapter will supply the fried chicken and the members will bring the rest.

VIDEO LIBRARY: Chris Soyk announced she has lots of new books that were donated. She will get a list of them to Carole Sheftic for the newsletter.

HISTORIAN/PHOTOGRAPHER: Pat Thompson brought the books back. They are up to date and she is busy taking pictures.

SUNSHINE: Doris Trudeau thanked the chapter for the Get Well card she received.

PHILANTHROPIC: Rhonda Norton announced Jean Alley brought some donations for the WWSC box.

COMMUNITY DISPLAYS: Marilynne Kelly No report.

PUBLICITY: Ruth Orwig No report.

TABLES & TREASURERS: Pat Otto is out of town, but Jeanette Seese announced she would have a basket for the raffle.

OLD BUSINESS:

NEW BUSINESS: Pat Landry announced there would be a Christmas Party committee meeting at her house on Wednesday, June 6, 2012 at 6 P.M.

Pat Estes announced that she received notice that the Brooksville City Hall will be ready for our display in 2013.

BEGINNING TECHNIQUES: Jeanette Seese will demonstrate the use of a wood graining tool and tile grouting tools.

SHOW & TELL: There were many beautiful pieces shown.


BIRTHDAY RAFFLE WINNERS: The following were the recipients and the donors for the Birthday Raffle: Dottie Ptaszynski from Andi Dignard, Charlene Seimes from Karen Baublitz, Eileen Peters from Doris Trudeau, Jean Alley from Virginia Hughes, and Mary Baratta from an anonymous donor.

ADJOURNMENT: Chris Soyk moved to adjourn the meeting at 9:40 A.M.

Respectfully submitted,
Patricia Landry, Secretary

Hospitality

Don't forget your stuff for the Pot Luck picnic at the July 7th meeting. Everything goes with Publix Fried chicken.



Ways and Means

Charlene Seimes



Reminder for the month of July for Our Birthday Raffle

JoAnne Raymond - July 5.

Chris Soyk - July 6,

Mayumi Cook - July 22,

Joanne Lillpopp - July 26

If you do not know how to participate in our Birthday Raffle please check the April or May newsletters or the Ways and Means Page all located on our website www.naturecoastdecorativeartists.com



CLASSES IN MY HOME

Call for a time that fits your schedule

Learn techniques: side loading, dry brushing, floating and more while painting designs and styles you want to paint.

KAREN REINKE

3 5 2 - 6 8 8 - 0 8 3 9

SAVE THE DATE!

The Christmas Committee is working like elves in their workshops to create an angelic setting for this year's Christmas party. Joanne will have fliers for you to "Save the Date" at the July meeting, and Ellen will be selling tickets to the party starting in August.

Anyone who would like to join the committee is welcome. Contact Joanne at 352-302-8905 or joanne@crowleyadvertising.com



Tables and Treasures - Pat Ott

BASKET RAFFLE

This year we will have a Basket Raffle at Tables and Treasures. I will restate the rules since the raffle differs from some other chapters. Baskets and contents are donated by the members. The chapter will not reimburse a member for the basket.

We are limiting the number of baskets to 15 for time's sake. Please sign up by emailing Pat Otto what you will be bringing on the day of the event. Please email after August 31. The baskets can be any amount, they do not need to be \$20.00. They can be \$5 or \$50 or anywhere in between. Baskets must be wrapped attractively with bags made for that purpose. Michaels or Wal-Mart have the wrappers. Baskets should follow a theme of your choice. A card must be attached to the basket listing the theme and all the things in the basket. The raffle will be the "Chinese Auction" type with a container placed in front of the basket for you to place your raffle tickets in. Tickets will be \$1 each or 6 for \$5. A ticket holder must be present to show the winning ticket to the raffle emcee.



More about T&TART SHOW & SALE

We have decided to include the Art Show and Sale again this year. The purpose is two-fold:

- A. To show the high quality of art we do as decorative artists.
- B. To allow members to sell some of their art. You may mark the art NFS if you do not wish to sell it.

Rules are as follows:

1. Members showing the art **must** attend the event.
2. Members are allowed no more than 3 (three) pieces total.
3. Art can be any form or medium: Quilting, woodworking, carving, glass, and flower arranging will be accepted.
4. Artist must price her own work. If it is sold, she will be paid by the buyer the day of the sale and given a receipt*. Receipts must be shown at the door before a customer leaves with the artwork. *Receipts will be provided by NCDA and filled out by the artist.
5. Email Pat Otto (after August 31) if you plan to enter the art show.

Editor's Note: May I suggest making a copy of this page and posting it on your Fridge so that it is easy to refer back to when a question about T&T comes up.

**Please note... Our NEXT
NCDA Board Meeting**
is not until.....
September 5, 2012
at 10:00 A.M.

Pat Estes's Home
3419 St. Ives Blvd
Spring Hill, Florida 34609
paestes7@tampabay.rr.com
352-686-7862




Membership Rhonda Norton

We would like to welcome back

Ann Roberts

10301 CR 579
Thonotosassa, FL 33592
813-986-3865
MAROB579@verizon.net



Members please add Ann to your membership booklet.

Philanthropic Rhonda Norton

Our Philanthropic Project for this year is the
Weeki Wachee Senior Center.

Event though they do not meet during the Summer months, we will still be collecting small Bingo items for them to use when they get started in the fall.

The items should be new but do not have to have a "painterly theme".

A box will be available at each meeting for donations.



Reminder Thursday Painters:

The Thursday painters group will reorganize in the Fall for anyone wanting to meet and paint for Tables and Treasures.

We hope you all keep painting at home during the summer months.

Thank you to Hazel and Anna and everyone else who has brought in and donated "stuff" for us to work on for T & T.



Nature Coast Decorative Artists

May 2012 Financial Report



Beginning Balance \$7,391.95

INCOME

Project Fees 6/2/12 Carole Sheftic	\$70.00
5th Saturday fees	75.00
Seminar 7/29-30	350.00
T&T donation	3.00
Membership	10.00
Ways & Means	115.00
Total	\$623.00

EXPENSES

Teacher Fee: Carole Sheftic	\$ 200.00
Project printing & pictures	25.00
Deposit for Maureen McNaughton 2/4&5/13	400.00
Total	\$625.00

Ending Balance 7,389.95

When you get to the meeting....



- ___ Sign In
- ___ Give Membership any change in e-mail or home address or phone number
- ___ Pay for workshop or Seminar
- ___ Bring food to the Kitchen area
- ___ Put down paint supplies and get water etc. & **remember to dump ALL water outside.**
- ___ See what classes are coming up
- ___ Return or check out Videos or books
- ___ Check for free stuff
- ___ Deliver Philanthropic items
- ___ Let the President know if you have a committee report
- ___ Get some coffee and goodies
- ___ Do any prep work for today's class
- ___ Hug somebody!!!!

**Happy
Painting!!!!**



Julie Polderdyke

SUPPLY LIST & Prep

AUGUST 4

Preparation

There is no sealing on these since they are MDF wood. Just base coat them with Fawn or another light brown color. Bring it to class, and I will have the patterns run onto mylar for you. Easy prep!!

Loew-Cornell Golden Taklon Brushes

Liners-Series 7350 # 2, 4
Angular Shaders-Series-7400 # 1/4", 3/8", 1/2", 5/8"
10/0 JS Mid Liner
Flats-Series 7300- # 2, 4, 6
Script-Series 7050 - # 1

Miscellaneous Supplies

Grey graphite
Looking forward to seeing you all!
Tracing Paper

Julie

Paper towels
Saran Wrap or plastic wrap
Stylus
Water Container
Decoart All Purpose Sealer
Decoart Dura-Clear Satin Varnish

I will be bringing the paint.

Looking forward to seeing you all

Julie



Sunshine Barbara Pickell

Birthday cards were sent out to our members and a Sympathy card was sent to Pat Landry on the loss of her sister.

Bits and Pieces

A convention report by Donna Sluziak



The 40th anniversary SDP Convention was held in Wichita on May 14-19, and attended by more than 600 happy painters. This is the third year in a row the convention was held in SDP's home city. I can't tell you what the weather was like...I never left the hotel.

DecoArt has a couple of new products coming up. The one that intrigued me is called 'Ink Effects'. It allows you to paint with the product on paper...any paper... and then iron it on to fabric. I like it because we all know how unforgiving fabric paint can be. With this product, if you don't like the painting, throw it away and start over. Each painting is good for several imprints, each one slightly fainter than the last. The DecoArt representative, Donna Bush showed us roses she had done on a polysilk scarf that was beautiful. She also showed a tote bag that had been done from a children's coloring book.

As you know from your convention special that came with your Decorative Painter, there was a wide variety of classes offered, with something for everybody. All media, and mixed media were available. All of the classes I attended were well filled, including one on Saturday, which is when people start to fade.

The trade show was smaller than before, but very good. We all found plenty of things to spend money on! All of the vendors I spoke to said they were pleased with the results.

Next year's convention will be in St. Charles, IL, which is near Chicago. As of the end of the convention, the hotel had over 500 room nights reserved already. I made mine! See you there?

UsefulTips contributed by Pat Otto



Enjoy the following question and tips from the Arleta Pech's Newsletter:

Hi Arleta

I picked this technique up years ago from a "high realism" artist working in heavy body acrylics. How to eliminate awkward textured brush strokes when textures may interfere with what you're painting in front of background work. Get beautiful smooth backgrounds for still lifes, skies and clouds, snow, etc. by using Hero sponges (3x5x2) available in cleaning department of most grocery stores or hardware stores. I use an exacto knife to cut each sponge into 6 more or less equal squares. Scumble the paint generously on the canvas (I use a #6 Winsor Newton bristle). Then tap the sponge up and down (don't drag) on your canvas. I use Golden Open Heavy Body Acrylics which stay wet for some time. If you're using the traditional fast drying acrylics, you will have to be very aware of how much paint you can apply before starting the tapping process because if the paint is too dry, it won't get rid of the brush strokes. I assume this technique will also work with oils.

I think I've provided all the info necessary. I have been using it for over 20 years and it works like a charm. Practice this before applying it to your painting in order to get comfortable with the timing and tapping technique.

Ron

Board Members and Committee Heads

PRESIDENT*
Pat Estes
352-686-7862
paestes7@tampabay.rr.com

TREASURER*
Carol Hechler
352-684-2939
chechler@tampabay.rr.com

PUBLICITY
Ruth Orwig
352-684-6556
ruthorwig2339@yahoo.com

PHILANTHROPIC
Rhonda Norton
352-688-9267
rnorton7@tampabay.rr.com

1st VP PROGRAMS*
Sandy Mihalus
352-688-4106
sndmihalus@bellsouth.net

NEWSLETTER*
Web Master
Carole Sheftic
352-489-2374
csheftic@bellsouth.net

LIBRARIAN
Christine Soyk
352-249-9122
shyatatlantic@embarqmail.com

COMMUNITY DISPLAY
Marilynne Kelly
352-263-2305
marilynnekelly@tampabay.rr.com

2nd VP MEMBERSHIP*
Rhonda Norton
352-688-9267
rnorton7@tampabay.rr.com

Ways & Means
Charlene Seimes
352-596-5561
cmseimes@tampabay.rr.com

HISTORIAN - PHOTOGRAPHER
Pat Thompson
352-793-6615
pthompson119@embarq.com

CHARTER MEMBER*
Doris Trudeau
352-686-4248
jdtru@bellsouth.net

SECRETARY*
Pat Landry
352-249-7221
plandry9@tampabay.rr.com

HOSPITALITY
Karen Reinke
352-688-0839
karrein3@aol.com

SUNSHINE
Barbara Pickell
352-592-1316
rpickell@tampabay.rr.com

PAST PRESIDENT*
Jeanette Seese
727-857-1045
seese_j@yahoo.com

*asterick by the title denotes a voting member

Please keep in mind that all committees can use assistants or volunteers throughout the year. Consider offering to lend a hand to the committee of your choice, even if you can only help once or twice a year.

[Weeki Wachee Senior Citizens Clubhouse](#)
3357 Susan Dr.

Spring Hill, Florida.

Telephone: 352 684-6943

Please check out our website www.naturecoastdecorativeartists.com

[Want to advertise in our newsletter rates are in the May newsletter on our website.](#)



