

November 2016



November 2016 Nature Coast Decorative Artists Volume 19 Issue 11

A Letter from the President:



Happy Halloween to everyone LOL.

Can you believe it, it's soon to be November. Where has the year gone? I just wish sometimes that everything would slow down so time would not pass so quickly. I do love fall, I will be heading up to Michigan as you are reading this for a week, so it should be nice and fallish up there. Looking forward to seeing my kids and grand kids. I also am loving the lower humidity down here. I can not say temps because that hasn't happened yet, LOL. Hope you all are doing the same thing.

Well lets see, this month at our monthly chapter meeting we had a great time. Carole Sheftic was our teacher this month, and we did that wonderful water color owl which was her own design. It was a great class and a big thank you to Carole for the design and for our class. Also welcomed back Carol Kuszik from the North, and we should have a few more for the November meeting. It's nice to see everyone coming back South. We also talked about the Christmas party that will be held the first Saturday (3rd) of December at the same place as last year. It seemed to work out well and so we are going to give it a try again this year. It will be a little different this year. We will be in the same room, but we will order directly from the menu and the room won't be quite as decorative as last year, but I am sure we can all have a good time. You can bring a \$5.00 gift to exchange like last year, if you want, and also if you want to make up a basket to bring in to be raffled off, asking for it to be worth at least 20.00 that would be great too. Also we are going to have a cookie exchange if you are interested. Bring in 2 dozen cookies and we will exchange for a variety of different cookies to bring home. Jeanette will be in charge of entertainment, and I just know she has some things up her sleeve to do. So it will be a great time.

Also there was discussion that the board had brought up that since our club was celebrating our 20th. anniversary of being a chapter of SDP that our chapter would pay for every ones membership to SDP as a thank you. It was voted on and passed unanimously that we should do that. You still have to pay your monies, \$20.00 total for NCDA and also for Weeki Watchee. That is due in November.

In November we have Marge Thompson teaching her lovely snowman, so I hope you all plan to come out. Even though I live in Florida I still love snowmen.

So everyone, enjoy Halloween, try not to eat too much candy. Instead of eating candy how about we get those paint brushes moving LOL.

See you all soon.

Hugs


Linda

November 2016



NCDA MEETING MINUTES

Oct. 1, 2016



President Linda Duff opened the meeting at 9:13 a.m. and welcomed everyone.

Programs: Jeanette Seese introduced Carole Sheftic as the teacher for today's program. She called on Carole Sheftic to present this month's project.

November: Marge Thompson will teach a snowman with a border of roses in acrylics. Marge will pass out the instruction sheet and has just a few of the heart surfaces for sale.

Membership: Rhonda Norton stated that there were 14 present including one guest, Ron Nicholson from Great Britain.

Secretary: Carole Sheftic moved to accept the minutes as printed in the newsletter. The motion was seconded by Jeanette Seese. The motion passed.

Treasurer : Carol Hechler asked for a motion to accept the treasurer's report as printed in the newsletter. The motion was made by Pat Thompson and seconded by Dottie Ptaszynski. The motion passed.

Newsletter: Carole Sheftic reported that all was well with her.

Publicity: Eileen Peters reported that there was nothing new.

Sunshine: Mary Davis reported that she sent out two sunshine cards.

Secret Sister: Linda Duff reminded everyone to send out their cards to their Secret Sisters.

Ways and Means: Ellen Annibali stated that the raffle income this month was \$63.00 from three birthdays.

Old Business: Linda Duff reported that our 20th Anniversary celebration was excellent.

New Business: Marge Thompson, as nominating chairman, recommended the nomination of Linda Duff as President for another year and Lois Owens & Marge Thompson as Secretary. Carole Sheftic made a motion that the board members add a year to the term of the President. Jeanette Seese seconded the motion. The motion was passed.

Christmas Party: Carole Hechler stated that she had contacted Kally K's in Spring Hill for our Christmas Party on December 3, 2016. We can order from the menu with each member paying for their own lunch. Linda Duff announced that she would be bringing cupcakes. We will have a raffle and a \$5 gift. Each member may donate a basket worth \$20.00 that will include art related objects and/or gift certificates. After the luncheon, the Secret Sisters will be reviewed and a cookie exchange will take place. Each member is to make two dozen HOMEMADE cookies and bring a plastic container to take your cookies home. There will also be a SURPRISE planned by Jeanette Seese.

November 2016

New Business: Linda Duff reminded everyone of the email that each member received with regard to NCDA paying the SDP dues for 2017 for all active NCDA members. This is a thank you for 20 wonderful years of NCDA.

There was some discussion about what direction our chapter needs to take in the future.

Show and Tell: Many beautiful art pieces were shown by Marge Thompson, Lois Owens, Mary Davis and Carole Sheftic.

Birthday Raffle: Lois Owens won the present brought in by Dottie Ptaszynski.

Eileen Peters won the gift from Carol Kuszik.

Jeanette Seese won the present from Ellen Annibali.

Adjournment: Linda Duff closed the meeting at 10:55 a.m.

Respectfully submitted,

Lois Owens in substitute for Pat Otto, Secretary.



Programs

submitted by Jeanette Seese

Thank you to Carole Sheftic for a great watercolor class. Everyone's project turned out magnificently.


November: Our last project for the year will be given by Marge Thompson, and will be a Christmas snowman with a rose border. Pattern and the material list are on our website and also at the end of this newsletter.

Remember to sign up for our classes in plenty of time for the teacher to prepare her packets.

Please check out the upcoming projects on our Workshop Calendar page on our website. Pictures and needed workshop information are placed on the web www.naturecoastdecorativeartist.com as soon as they are available from the instructor.



November 2016



Sunshine
Mary Davis

November Birthdays

Carol Kuszik.. November 8
Maria Luisa DeCurtis... November 11
Rhonda Norton November 25
Marge Thompson.... November 26



Don't forget to let Mary know if there is a member who needs a little Sunshine.

Note: all committee and board member emails are always located in our newsletter and on our membership roster handed out by Membership.



Membership
Rhonda Norton

It's time for renewing your membership. Rhonda will be collecting membership for NCDA (\$10.00) and for Weeki Wachee Senior Center (\$10.00) at the Nov. Meetings. You can also mail in your membership.

Please make out two checks and mail to: Rhonda Norton 2026 Godfrey Ave. Spring Hill, FL. 34609

The form is at the end of this newsletter. We would appreciate it if you filled it out and updated all the information and included it with your membership when you turn it in at the meeting or mail it



Secret Sister
Linda Duff

Hi guys, well it's October and we know what that means? In case you don't, well we have a holiday, or kinda like a holiday to celebrate LOL.

Let's get those cards out to our secret sisters for Halloween.

Hope you are all enjoying this year's new theme of just sending cards.

Don't forget at our Christmas party we will be bringing in a gift for our secret sister and revealing who we are. That's always fun. Take care and have great month.

Are you looking for a special (or not so special) day to send a card.. check out this site
<http://www.holidayinsights.com/moreholidays> Everyday is a Happy day for something!!!!

November 2016

MARK YOUR CALENDAR!!!!!!

**December 3rd 2016
for our Christmas Party:
At Kally K's
in Spring Hill on Rt 19
Time from 11-2 p.m.**

We will be talking about this more at the November meeting...but Jeanette is again in charge of the "Entertainment" for our Christmas Party on December 3rd and she has added a Volunteer Christmas Cookie exchange.



Here are her rules :

Make about 2 dozen holiday cookies.

We ask for homemade cookies ONLY.

Put them in a plastic container, box or other container that will open easily.

Each person who brings cookies will get a cookie or two (depending on the number of participants) . We will put the cookie containers in a line, and each person will take from the containers a cookie or two.

Bring a plastic Zip Loc to put your cookies in to take home.

Leftovers will be eaten at the party.

There will be a surprise element to this also but we can not disclose it SINCE it is a Surprise!

As you already read in the minutes and the President's letter: We are again having this year...and asking your help in providing goodies for
Our Raffle of Baskets (\$20 value approx) and Art Projects ..

You may also participate in our

\$5 Gift exchange... Make it or buy it....see how creative you can get ...just nothing off color please!!!!

And we will be re veiling our Secret Sister !!! and those participating will be exchanging gifts.

Hope you will join the fun....



Ways and Means and Hospitality

Ellen Annibali



November Birthday Raffle!

*Two months left this year! Please don't forget to bring your "Birthday Raffle gift" with a value of \$20.00 in an "attractively wrapped" box/gift bag on your Birthday Month. Look for a "cup" in front of each gift to drop your raffle ticket(s) into for a chance to win. *If you will not be present at that time, you may bring your gift ahead of time for Ellen to hold until your Birthday Month, or you may "switch" to another month by calling or emailing Ellen if you'd like to see the lucky winner in-person!*

Note: We are also responsible for bringing a light "Breakfast Snack" on your Birthday Month to make it easier to remember, as we did in the past.

Our "December Babies" have already participated this year, thank you!

We always welcome your fabulous recipes if you have a desire in-between your painting projects. :)

Thank you to our members who participated while I was away last month!

November Birthday Raffle Gals:

Kay Wells - 10/10 (moved)

Carol Kuszik - 11/8

Rhonda Norton - 11/25

Marge Thompson - 11/26

Happy Birthday! Don't forget your "ones"!



November 2016

Treasurer Carol Hechler



Nature Coast Decorative Artists -
October 2016
Financial Report

Beginning Balance	\$3910.91
Income	
Class fee (for Lois Owens project)	\$65.00
Membership	\$90.00
Ways and Means	<u>\$63.00</u>
Income Total	\$218.00
Expense	
Teacher fee / supplies	<u>\$224.00</u>
Total workshop expense	\$224.00
Ending Balance:	\$3,904.91

2016 NCDA Board members and Committee Chairs

President* Linda Duff 248-703-6529 Ladyotroy1@aol.com	Treasurer* Carol Hechler 352-684-2939 chechler@tampabay.rr.com	Publicity* Eileen Peters 727-301-7469 emjpeters@icloud.com	Philanthropic and Historian positions available
1st VP–Programs* Jeanette Seese 727-857-1045 seese_j@yahoo.com	Newsletter*/Webmaster Carole Sheftic 352-871-3786 csheftic@bellsouth.net	Librarian NEW library list is posted on our website on the Library Page.	Community Display The NCDA Board
2nd VP–Membership* Rhonda Norton 352-688-9267 Rnorton7@tampabay.rr.com	Sunshine Mary Davis 352-596-7344 mdavis350@tampabay.rr.com	Secret Sister Linda Duff See Pres. Information	Ways and Means*Hospitality Ellen Annibali 352-232-6246 sunnylane02@hotmail.com
Secretary* Pat Otto 352-746-2688 pjottodesigns@gmail.com	Photographer Carole Sheftic 352-871-3786 csheftic@bellsouth.net	Charter Member* Doris Trudeau 815-337-3237 1215 Gerry St Woodstock, Ill 60098	Past President* Pat Otto see information under Secretary
Visit our Wbsite www.NatureCoastDecorativeArtists.Com Note: * designates voting board members			

November 2016

2017 NCDA Membership Form

ALL MEMBERS: Please fill out and hand in with your 2017 dues ...

FILL OUT THE FORM BELOW COMPLETELY, PLEASE PRINT.

Name: _____

Address: _____

Phone: _____

Email: _____

Birthday (Month & Day): _____ If renewal SDP#: _____

Circle all that apply:

I would like my phone # and e-mail to be published for the membership list: Yes No

I am a: Teacher Professional/Commercial Artist Shop Owner Wholesaler Manufacturer's Rep

I heard about NCDA from: the newspaper a friend SDP website

Other: _____

I would be willing to teach or demo at a meeting: Yes No Maybe

I belong to another chapter(s) Yes No If yes, please list _____

For Office use:

Payment Received _____

Date received _____

Mail to:

Rhonda Norton

2026 Godfrey Avenue

Spring Hill, FL 34609

352-688-9267 c-352-247-6593

rnorton7@tampabay.rr.com

November 2016

November ProjectWINTER WHIMSEY - by Sandra Malone - Adapted by Marge Thompson from - Seasons Best Vol 2

Seal wood - I use Americana Multi Purpose Sealer

Do not use any sealer that does not dry clear. We need to seal the wood because we want some of the grain to show and also because we are putting a lot of glaze/water on the surface and we want to blend and not soak in.

When completely dry lightly sand and repeat.

On your palette put out a nickel size of each color -

Gooseberry or spice pink Lt French grey blue

Grey Sky Wedgewood blue Violet Haze

add 3 or 4 drops of glaze to each puddle (you may substitute water) stir well

Using a large scruffy brush or very old brush - cover entire area with glaze or water- quickly start applying each of the colors. Do not wash brush between colors just wipe on paper towel unless it gets muddy. Blend blend blend keeping darker colors toward the outside. You want to be able to see each blob of color but where it touches another color it should have a soft transition. If color dries too quickly pick up glaze on brush and blend some more.

If using the heart shape from the pattern of roses, lay pattern on and lightly press with stylus a very broken line and then shade darker on the inside of the heart. Dry, lightly sand with film or brown paper bag.

Transfer pattern except for daisies

Base as follows -

Top of hat, coat (not left pocket- Berry Red

Scarf (x areas) berry red and o areas - Lt buttermilk

Twig arms - charcoal grey

Snowman - face and body - Grey sky

Leaves - Arbor Green - 2 coats

Roses - use old #4 or # 6 filbert brush do not make perfect circles



November 2016

November ProjectPalette colors

WINTER WHIMSEY

- by Sandra Malone - Adapted by Marge Thompson from
- Seasons Best Vol 2
-
-
- Palette:

White	Berry red		
Dioxazine Purple	Black		
Arbor Green	Lt French Grey		
Alizarin Crimson	Violet Haze	Green Mist	Blue
Lt Buttermilk	Spice Pink/ Gooseberry	Lilac	
Hauser Dk Green	Wedgewood Blue	Pink Chiffon	
Lernonade	Midnight blue	Marigold	
Canyon Orange	Grey sky	Charcoal	
Milk Chocolate			



If you don't have these colors -

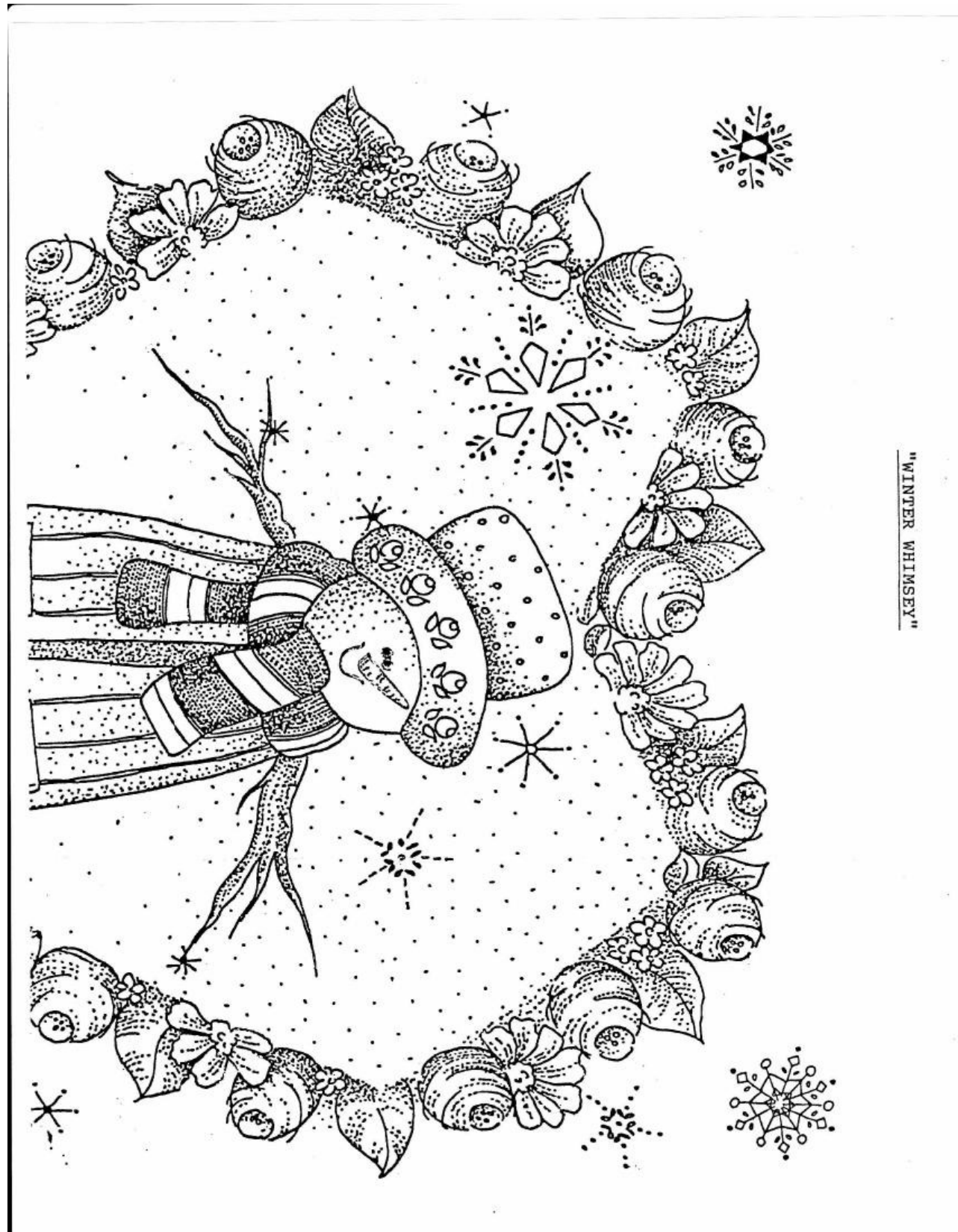
choose a basic red with a light and dark

Basic green with Lighter and darker value on the blue side

Basic Lt Purple With lighter and darker value

Basic blue with a dark and darker value

yellow, brown, orange and two greys



November 2016

