



Nature Coast News

October 2012

Nature Coast Decorative Artists

Volume 14 Issue 10



President's Letter for October

Hi Painting Friends,

We have a very exciting few months ahead...the end of September will bring us Karen Hubbard for two days. The projects are wonderful. October's project is beautiful and Table and Treasures tickets are going fast. We always look forward to a 'make it take it' in November and right after that is our Christmas Party. I can't

believe that the year has gone so fast and with all of the activities planned it will make the rest of the year pass even more quickly. Put on your running shoes and join all of the fun! As always paint with a happy heart.

Pat Estes

Programs – Seminar & Workshops Sandy Mihalus

September 29 & 30, 2012 Karen Hubbard Seminar. Cost: \$35 each day for members. Please bring your supplies for painting in acrylics, such as water basins, paper towels, with your appropriate brushes. A list of supplies were included on the prep instructions. If you have registered and paid, but did not receive the prep instructions, please contact Sandy. Karen Hubbard will be bringing DecoArt paints for students to use. Karen Reinke will offer bagels and cream cheese in the morning, but you will need to BRING A BAG LUNCH.



October 6, 2012... Nativity Trio designed by Maxine Thomas. Cost \$5.00. Pat Otto will teach a beautiful 3 piece design in acrylics. All of the surfaces have been sold, so you will need to supply your own surface if you have not purchased one from Sandy. Please contact her as soon as possible if you still want to register. Bring your acrylic paint supplies. This is an ALL DAY class, so try to plan ahead. The pattern and prep has been included at the end of this newsletter. This is a piece that could be passed down through the family.



Don't stress at the last minute...start that prep now!!!!

November 3, 2012 Cost \$5.00 Triad Karen Reinke will teach a cute snowman on a jar. Mayumi Cook will teach a beautiful greeting card. Pat Estes will teach a beautiful scene on a spoon, suitable for jewelery. Please bring your usual acrylic painting supplies. This is the last project of the year, and is always so much fun. You will rotate to each class for about 45 minutes. If your class is over, and you are not finished, please move to the next class anyway. Each class is set up for a certain amount of painters, and we need to make room for the next group of painters. This is a great relaxed way to end the year. Have fun!



NEXT YEAR'S NEWS!! and things to think about!!!

Mark your calendar.... We will host Maureen McNaughton for a seminar on February 4 & 5, 2013.

If you would like to teach one or more classes next year, please start thinking about projects for submission. It would be nice to have different mediums to stretch our creativity. Each one of us has our favorite mediums, but we also like to try different techniques. So start planning early for great ideas.



This month we have added some of the Crock Pot recipes and also one that many of you did not have the chance to sample. Pat Estes served a Fruit Flan at the September Board meeting. And take the editors word for it..it tastes as good as it looks. Check them out on our Recipe Link on our Home page at www.naturecoastdecorativeartists.com . This month we will have another Pot Luck lunch..... Looking forward to some more recipes to add.

Advertisement



Charlene Siemes has some LIKE NEW items for sale:

A Table Top FlexArm Ott Lite for only \$50.00

A Prism Projector & Table for \$175.00

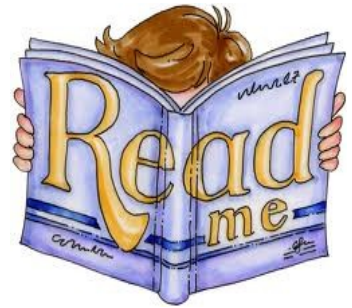
Please contact Charlene for more information...

352-596-5561 ... cmseimes@tampabay.rr.com



Nature Coast Decorative Artists Meeting Minutes

Weekie Wachee Senior Club, Spring Hill, Fl



September 1, 2011

President Pat Estes called the meeting to order at 9:00 AM. Pat thanked Pat Otto for filling in for our regularly scheduled teacher, Pat Landry, who had shoulder surgery. Pat stated the board meeting is scheduled for Wednesday, September 8 at 10:00 AM at Pat Estes' home.

Nominating Committee Chair, Karen Reinke announced the committee's proposed slate of officers for 2013. President: Pat Otto, 1st VP Programs: Sandy Mihalus, 2nd VP Membership: Rhonda Norton, Secretary: Beverly Brockschmidt, Treasurer: Pat Thompson. Karen announced that nominations will also be taken from the floor at the November meeting, and if anyone else wants to run for office they can contact her to be put on November's ballot.

1st VP Programs, Sandy Mihalus announced that Pat Otto is teaching a three piece nativity scene in October and all the wood she brought was given out. She asked if more people wanted surfaces and it was decided she would order 10 more sets.

Surfaces for Karen Hubbard were sold for \$1 each by Charlene Seimes. Patterns and prep instructions were given out to those who signed up. The question was asked if we should have pot luck or bag lunch and it was voted to have a bag lunch with the chapter supplying breakfast items and coffee. Pat Estes will bring a lunch for Ms. Hubbard.

November program is the Triad. To avoid confusion samples and information will be given out next month.

2nd VP Membership, Rhonda Norton reminded everyone that it is coming into dues time. SDP dues must be paid and proof of payment shown to Rhonda. She asked that members would please print the form from the website or newsletter, fill it out and bring it with 2 checks or two money envelopes, \$10 each for WWSC and NCDA. *[Editor Note: It seems redundant to fill out the form each year, but that is how we catch address, phone, birthday and email mistakes and updates]* It was mentioned that there is a \$5 fee if payment is made after January 1, 2013.

Secretary report: No minutes were taken as there was no meeting last month. Pat Otto is filling in for Pat Landry this month as Secretary.

Treasurer report: The August report was printed in the newsletter. There was no objection or question so it was accepted as printed.

Philanthropic: Rhonda Norton said all was status quo.

Newsletter: Carole Sheftic announced the deadline for articles is September 15. She was happy to put in a Bits and Pieces column this month and will welcome one next month if anyone offers.

Hospitality: Karen Reinke will not be here in October. (She and Linda Heinen are going to New England Traditions Convention). The October theme is casseroles. Dottie Ptaszynski said she would start the coffee. The sign-up sheet is on the counter.

Tables and Treasures: Pat Otto explained several aspects of the event. The menu was read by Pat Estes. A map will be sent to hostesses to be given out with the tickets. Guests must check in at the gate and say they are going to Andi Dignard's party at the Lodge. [Editor note-to Google it use address - 6872 Timber Pines Blvd. Spring Hill, Fl 34606. From Hwy 19 the entrance is Pine Forest Dr.]

Ways and Means: Charlene Seimes reported she has received \$90 so far. She mentioned that she had given out several wood pieces for people to paint for T&T and those are due now.

Library: Chris Soyk stated that the list of books was in the newsletter and there are lots of nice patterns.

Historian: Pat Thompson is visiting family after the death of her brother-in-law.

Christmas Party: Joanne Crowley announced Christmas Party tickets are on sale today. \$14.00/person The committee is working hard to make it a wonderful occasion.

Sunshine: Barbara Pickell is not back yet from up north, but she can be reached by email. Please notify her of any illness.

Community Display: Marilynne Kelly put an article in the newsletter. The display is at Brooksville City Hall Nov.13, 2012 to Jan.4,2013. Please bring items to the October and November meetings. Be sure it is wrapped and that your name is on it. Read the article for more information.

Publicity: Ruth Orwig is still away but is putting our information in the papers.

Past or New Business: Nothing to report.

Show and Tell: Several women showed a variety of painting techniques.

Birthday Raffle: Doris Trudeau won a gift from Carol Hechler; Joanne Raymond won a gift from Carole Sheftic; Dottie Ptaszynski won a gift from Jean Thompson; Chris Soyk won a gift from Dani Jacques; Mary Baratta won a gift from Sharon Poorman; Sandy Mihalus won a gift from Dottie Ptaszynski; Virginia Hughes won a gift from Karen Reinke; Rhonda Norton and Joy O'Brien won gifts from the Birthday Fairy.

The meeting was adjourned at 10:00 AM

Respectfully submitted by

Pat Otto for Pat Landry, Secretary NCDA
[Editor Notes from Pat Otto]



Ways and Means Charlene Seimes

Birthday names for our October Birthday Raffle



Joann Brechue - Oct. 1
Rosalie Hoying - Oct. 12
Patricia Estes - Oct. 15
Beverly Brockschmidt - Oct. 20

Margaret Fredrick - Oct. 21
Ellen Annibali - Oct. 22
Jean Alley - Oct. 25

If you do not know how Our Birthday Raffle is run...

please check the April or May newsletters or the Ways and Means page all located on our website www.naturecoastdecorativeartists.com

Reminder from Charlene... She handed out

unpainted surfaces the beginning of the year for members to take home and paint and return back to her for T&T. If you took one...time is running out to get them back to her. Please bring them to the October Meeting so we can use them for Tables and Treasures.



Library..... Chris Soyk

Please take a few minutes each month before the meeting to check out the videos and pattern books that we have in our outstanding library. Remember that there is no fee. Just check them out one month and bring them back the next month. What a wonderful opportunity to get a free education.

Community Display.... Marilynne Kelly

The Community Display Committee needs your help. The City Hall roof renovations are complete and they would like NCDA to display our work from Nov.13, 2012 to Jan.4,2013. A reception will be held on Dec.13 from 5-7PM



If each of our members donated one or two items, (they will be returned), we would have enough for a very nice display. Pieces should be no larger than 12 by 12 or 12 by 16 total dimension, (a tray for instance). I will be at both days of the Karen Hubbard seminar & the Oct. meeting to collect your work.

I realize that this is a busy time but your donation doesn't have to be new. It would be great if you bring your pieces on those dates and I promise I'll treat them carefully. Ruth and a friend have volunteered to help set up the exhibit. If you would like to help take it down in January just give me a call.

Please include a 3x5 card with your name, phone #, name or description and the value of the piece.



Tables and Treasure Update.....Pat Otto

The time is approaching soon – note the directions below* and the reminder in the minutes.

Send an email to remind your guests and include the directions if you haven't already given them.

There are still some tickets left so don't stop inviting just because your table is full.

We are having another “pricing party” on October 10 at Pat Otto's home. If you do not wish to price your items and can bring them to Karen Hubbard's seminar or the October meeting, we will take them and price them. It is hard on the girls setting up the boutique to set up the tables and price things in a timely fashion, especially if you bring things as guests are arriving. You may only have 5 things but if 10 people bring 5 things that is a lot.

***Directions to Timber Pines where Andi Dignard's Tables and Treasures Party is being held**



Directions to the Timber Pines Lodge. Please print these and give them to those who you have sold tickets to.

From the North

South on US 19 to traffic light by Chili's restaurant- Turn LEFT into TP Community entrance. After checking with the guard continue to the end and turn RIGHT onto Timber Pines Blvd - continue until you see the Lodge on your LEFT and come into the parking lot.

From the South

North on US 19 - past McDonalds watch for sign and entrance to community, turn RIGHT, after a large empty bldg. (There is no Light here, it is before the North Entrance) stop at the Guard post, continue to the end and turn RIGHT onto Timber Pines Blvd . Stay on TP Blvd until you come to the Lodge on your LEFT and turn into parking lot.

From Deltona

Come thru gate off Deltona at Abilene St. Continue to end and turn LEFT onto Grand Club Drive. Continue to **end** and turn Left onto Timber PINES BLvd (**not** Timber Point Blvd) Lodge will be on your Right over the hill.

Our NEXT
NCD Board Meeting is

October 10, 2012

at 10:00 A.M.

**Pat Otto's Home
4730 W. Sandy Hill St.**

Lecanto, FL 34461

pjottodesigns@gmail.com

[352-746-2688](tel:352-746-2688)



Please RSVP if you are coming.

Note: We will be pricing Boutique items after the meeting .

**Nature Coast Decorative Artists
September 2012
Financial Report**

Beginning Balance \$7110.74



Income

| | |
|-----------------------------|-----------------|
| Christmas Party Tickets | 98.00 |
| Project Fee 9/1 (Pat Otto) | 55.00 |
| Project Fee 10/6 (Pat Otto) | 90.00 |
| Surface for 10/6 | 204.00 |
| Extra surfaces | 74.00 |
| Seminar Fee 9/29-30 | 315.00 |
| Membership | 30.00 |
| Birthday Raffle | 96.00 |
| Total Income | \$962.00 |

Expenses

| | |
|--------------------------|-----------------|
| Christmas Party Supplies | \$36.00 |
| Hospitality | 9.99 |
| Project surfaces | 251.45 |
| Total expenses | \$297.44 |

Ending Balance \$7775.30

Hospitality ————— Karen Reinke

This month's theme is Casseroles or Pot Luck.

We need stuff for both Breakfast and Lunch.

Karen will be out of town so the Kitchen will be everyone's responsibility. (Good Idea).. Bring all your goodies in disposable containers.

Remember we are Bag Lunching it for the Karen Hubbard's Seminar.

Sunshine ————— Barbara Pickell



Thinking of You notes were sent out to Carol Heckler and Margaret Frederick. A Get Well card was sent to Pat Landry. In September four cards and one for Oct 1st were sent for Member Birthdays.

Barbara apologizes for being late for the first 2 September Birthdays. She had two sudden deaths of friends in 2 weeks .

Barb says.....

“Leaving for Florida on Sept 26th. See you all soon.”

Editor: Barb please except our deepest sympathy for you and the family of your friends, and may you have a safe journey home.

A Thank-you note from one of our members:

*I want to say "Thank you" for all the thoughts, prayers and wishes for a speedy recovery after my surgery. I'm coming along fine and hope to be back with you all soon. Thanks again, Pat Landry
Hope to see you soon.*

Philanthropic Rhonda Norton

Remember our Philanthropic Project for this year is the Weeki Wachee Senior Center and the Bingo Group will be restarting this month, so they will be in need of more Bingo Prizes.

The items should be new but do not have to have a “painterly theme”.

A box will be available at each meeting for donations.



CLASSES IN MY HOME

Call for a time that fits your schedule

Learn techniques: side loading, dry brushing, floating and more while painting designs and styles you want to paint.

KAREN REINKE

3 5 2 - 6 8 8 - 0 8 3 9

Christmas Party ...chairperson Joanne Crowley

Our tickets are now on sale for Members and Guests. Remember we will be having both the gift and Christmas Ornament Exchange, along with a great buffet lunch with a chocolate fountain.

See Ellan Annibali for tickets.



Membership Rhonda Norton

Well it's that time again! Time to renew your memberships. Rhonda will be excepting membership dues at the Oct and Nov. meetings. If you plan on renewing in December, you will have to do it by mail as she will not be accepting dues at the Christmas Party.

To make things faster and easier please bring the following:

1. A completed membership form (We know you fill one out every year, but It keeps everyone's info and our records up to date).
2. One check made out to WWSC and one to NCDA. (\$10 each). If paying by cash please bring two Ten Dollar bills. We have to keep the money for WWSC separate from our dues.
3. Last but not least, please include your paid SDP renewal (online) receipt. If you paid SDP by check please tell us so and bring your membership card in as soon as you get it.

Having all of this ready for Rhonda will really help move things along.

FILL OUT THE FORM BELOW COMPLETELY, PLEASE PRINT.

Name: _____

Address: _____

Phone: _____ cell: _____

Email: _____

Birthday (Month & Day): _____

If renewal..... SDP#: _____

Circle all that apply:

I would like my phone # and e-mail to be published for the membership list: Yes No

I am a: Teacher Professional/Commercial Artist, Shop Owner, Wholesale, Manufacturer's Rep

I heard about NCDA from: the newspaper a friend SDP website

Other: _____

I would be willing to teach or demo at a meeting: Yes No Maybe

I belong to another chapter(s) Yes No ... If yes, please list

For Office use:

Payment Received _____

Date received _____

Mail to:

Rhonda Norton

2026 Godfrey Avenue

Spring Hill, FL 34609

352-688-9267 c-352-247-6593

Rnorton7@tampabay.rr.com

BITS AND PIECES.....



Offer from Dan Edmondson

Last summer Pat Otto taught a Dan Edmondson design from his online video series. Pat sent Dan a photo of all you ladies and your paintings. Dan was thrilled at how well you did. He contacted Pat and said if any of you would like to take his series he will add a CD because you have already done one project and he will also give a free apron and hat to anyone who signs up mentioning this offer.

www.OilPaintingWorkshop.com There is a short video there for you to get a flavor for his course and also a landscape course available. His teaching is wet on wet oils – different than Pat's class of oil over acrylic.

TIPS AND TECHNIQUES submitted by Ruth Orwig (mostly from Pat Rawlinson)

TRACING TIPS

Taping together tracing paper- Taping together small sheets of tracing paper can be difficult to manage because they shift. Use a roll of tracing paper and trace the whole design. You can wrap it around a hat box or cover a large tavern sign.

Tracing paper that is hard to see through – Clearer paper = clearer results. When buying paper, bring something to check visibility especially if you are going to be working on a project with lots of detail.

Shifting pattern- Usually we tape a pattern at the edge of the sheet. Try tearing a dime-sized hole in the tracing paper (where there are no lines to trace) and place your tape over that hole. You can now lift the paper from four sides to check your tracing without it shifting.

Tracing lines imbedded in base coat- You need to wait until the paint is cured before tracing otherwise the wet paint grabs the graphite and imbeds the lines. If at all possible, do not wait until the last minute so that you have to paint and trace at the same time. That is why we try to give the pattern the month before class!

Tracing using a sharp pen or tool – You can cause scratches or indentations in your surface if you use too sharp a tool or too dull a tool. You also have to find the right pressure. Soft pine, canvas and Masonite™ require different pressures. Check for indents as soon as you begin tracing.

Other-

- Make sure your transfer paper is in right side down. We all have to check this from time to time.
- Place your tracing paper on your surface and lightly outline the surface with a pencil. Then center your design (if that is the placement you want) You can then decide if the pattern is too small for the surface and can add checks, strokes or leaves to fill the area. It is a sad day when you are finished a nice painting and see it is off center. You also don't want it to look lost or like it doesn't belong. You want it to look like it was made for the wood piece.

Board Members and Committee Heads

PRESIDENT*

Pat Estes
352-686-7862
paestes7@tampabay.rr.com

TREASURER*

Carol Hechler
352-684-2939
chechler@tampabay.rr.com

PUBLICITY

Ruth Orwig
352-684-6556
ruthorwig2339@yahoo.com

PHILANTHROPIC

Rhonda Norton
352-688-9267
rnorton7@tampabay.rr.com

1st VP PROGRAMS*

Sandy Mihalus
352-688-4106
sndmihalus@bellsouth.net

NEWSLETTER*

Web Master
Carole Sheftic
352-489-2374
csheftic@bellsouth.net

LIBRARIAN

Christine Soyk
352-249-9122
shyatlantic@embarqmail.com

COMMUNITY DISPLAY

Marilynne Kelly
352-263-2305
marilynnnekelly@tampabay.rr.com

2nd VP MEMBERSHIP*

Rhonda Norton
352-688-9267
rnorton7@tampabay.rr.com

Ways & Means

Charlene Seimes
352-596-5561
cmseimes@tampabay.rr.com

HISTORIAN - PHOTOGRAPHER

Pat Thompson
352-793-6615
pthompson119@embarq.com

CHARTER MEMBER*

Doris Trudeau
352-686-4248
jdttru@bellsouth.net

SECRETARY*

Pat Landry
352-249-7221
plandry9@tampabay.rr.com

HOSPITALITY

Karen Reinke
352-688-0839
karrein3@aol.com

SUNSHINE

Barbara Pickell
352-592-1316
rpickell@tampabay.rr.com

PAST PRESIDENT*

Jeanette Seese
727-857-1045
seese_j@yahoo.com

*asterick by the title denotes a voting member

Please keep in mind that all committees can use assistants or volunteers throughout the year. Consider offering to lend a hand to the committee of your choice, even if you can only help once or twice a year.

[Weeki Wachee Senior Citizens Clubhouse](#)

3357 Susan Dr.

Spring Hill, Florida.

Please check out our website www.naturecoastdecorativeartists.com

[Want to advertise in our newsletter :rates are in the May @ Oct newsletter on our website.](#)

Telephone: 352 684-6943



Price List for NCDA Newsletter

Advertisements

MEMBERS

Business Card

3.5 x 2.5

3 months \$9.00

6 months\$15.00

12 months\$28.00

Quarter Page

3.5 x 5

3 months\$15.00

6 months.....\$25.00

12 months\$50.00

Half Page


3.5 x 10 vertical or

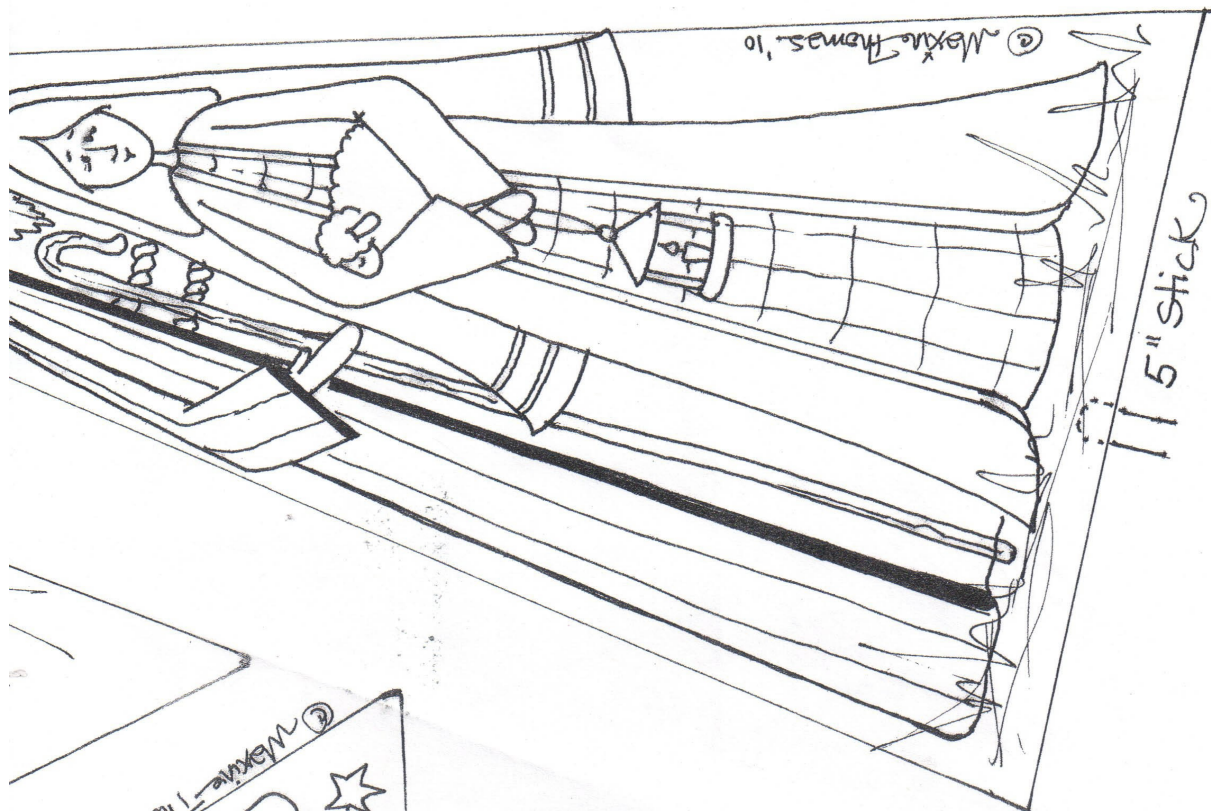
7.5 x 5 horizontal

1 month.....\$10.00

Full Page

7.5 x 10 \$25.00





NATIVITY TREES

By Maxine Thomas

Palette

Snow White
Light Buttermilk
✓Antique White
✓Khaki Tan
✓Medium Flesh
✓Antique Rose
Hot Shots Fiery Red

DecoArt

✓Heritage Brick
✓Marigold
Splendid Gold (Metallic)
✓Honey Brown
✓Burnt Sienna
✓Milk Chocolate
✓Dark Chocolate
Light French Blue
✓Neutral Gray
✓Paynes Gray
Graphite
Leaf Green
✓Black Green
Soft Black
Lamp Black

Additional Supplies: 1 - 2 $\frac{1}{2}$ " Rusty Star
2 - 1 $\frac{3}{4}$ " Rusty Stars

Prep

Sand and seal woodpieces. Basecoat trees Black Green and sticks Dark Chocolate. The bases are Heritage Brick on top and Black Green on sides with Heritage Brick checks. Transfer main pattern lines (leaving off staff, lantern and straw) and basecoat the following:

Mary & Joseph

Medium Flesh - Faces and hands
Dark Chocolate - Hair on both, beard and mustache
Khaki Tan - Joseph's robe (bands across chest are Honey Brown)
Heritage Brick - Joseph's coat
Honey Brown - Joseph's mantle (band is Heritage Brick)
Antique White - Mary's mantle (bands are Splendid Gold) and dress (lines on dress are Light French Blue)
Light French Blue - Mary's coat
Neutral Gray - Sheep (face and ear are Lamp Black)
Marigold - Stars

Manger & Baby

Medium Flesh - Baby's face
Light Buttermilk - Blanket and chicken (waddle/comb are Heritage Brick, beak and legs are Marigold)
Milk Chocolate - Manger and rabbit.
Neutral Gray - Sheep (faces, ears and legs are Lamp Black)
Marigold - Stars

Angel

Medium Flesh - Face, hand and foot
Dark chocolate - Hair
Honey Brown - Dress (liner detail is Heritage Brick)
Light Buttermilk - Wing and scroll
Antique White - Apron
Stars - Marigold