


April 2013

Nature Coast Decorative Artists

Volume 15 Issue 4



Letter from PREZPAT :

Thanks to Ruthie for teaching last month. I have already seen several people wearing shirts and carrying bags with the lovely bouquet and bumblebees design.

April is our lunch exchange. If you bring a lunch in a painted container, you will be given a double ticket. One half you keep – the other half will be placed in a container. I will draw the tickets at lunch time, and when your number is called you will get your choice of lunch container and the corresponding lunch. If you have dietary restrictions you can bring your own lunch or folks can exchange lunches with each other. With these drawings, someone always goes first and someone always goes last and someone's container is always picked first and someone's is picked last. Don't take it personally – it has happened to all of us one time or another. Don't let that keep you from participating.

Most of you know my daughter is expecting a baby and is due around this time. I am scheduled to teach a short class on fur-decorative painting style. If I am called away, we will postpone the class. I will try to notify everyone so you don't bring all your painting stuff for no reason. If there is no class you can still have fun visiting. Folks can talk about the new TGIF club, their Friendship gatherings and stuff like that.



We have booked an artist I admire very much for our October meeting. Actually it is a two day seminar. **Melissa Miller Nece** is a very accomplished colored pencil artist from Palm Harbor, Florida. Her brochure says,

“Colored pencil is versatile, inexpensive and easy to master. Whether you are new to them or more experienced you will learn techniques to create artistic magic from the humble pencil. Every workshop participant receives a custom kit with references, handouts, special tools and paper samples. Each class features exercises to develop skills and time to use the skills on a variety of subjects. As you work, you'll also learn how to make your artwork better by knowing what details to

look for , which ones to emphasize or minimize and shortcuts to create texture and finish more quickly and efficiently.”

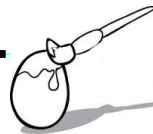
Melissa is an internationally known artist having her work published in many national magazines. She has her BFA and has been teaching at the Dunedin Fine Art center since 1990. Her artwork has been used by art material manufacturers in their advertising. I am excited about Melissa coming to our group. She will be with us two days and the seminar is sign up for two days-no one day sign-ups. You have time to plan ahead. Maybe those who travel can even stay with a local member and make a mini-retreat of it.

See you soon!

It's Painting Time!

Pat Otto

Basic One Class



.....Pat Otto



Several students have finished phase one of the Basic #1 class. If you haven't, get with your teacher and complete the class because in April we are giving out the pattern for phase two. Phase two is where you complete the project on your own and show your teacher who then says you did a great job (I'm sure you will) and we put your name on the list to receive your certificate, brushes and palette! I am so proud of all who have taken the course to continue to refine their skills.



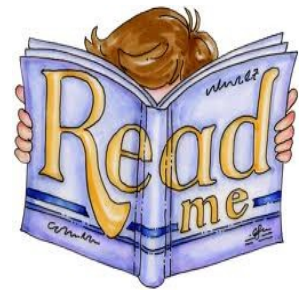
Sunshine.... Dani Jacques

Birthdays for April

*Virginia Olsen -April 6th.
Marilynne Kelly - April 8th
Lynda Goodman - April 11th
Sandra Mihalus - April 26th*



Nature Coast Decorative Artists Meeting Minutes



NCDA CHAPTER MEETING

Weeki Wachee Senior Center

Spring Hill, FL

Date: March 2, 2013

PRESIDENT, Pat Otto called the meeting to order at 9:10 A.M.

COMMITTEE REPORTS

FIRST VP-PROGRAMS: Sandy Mihalus explained Maureen McNaughton's certification program. A certificate is given to participants after the first class then after every five classes, etc. Everyone needs to keep track of their own classes. Email Maureen if you have questions. Sandy distributed certificates to participants for the February class.

Sharon Poorman explained prep instructions for the March 30 Workshop. See newsletter for details.

April – "Lunch Exchange" Any kind of painted container (flower pot, basket, box, etc.) that will hold a sandwich, chips, dessert and drink. Pat Otto will teach animal fur patterns. Pat displayed a sample of a picture frame with the four types of animal furs. Paint the surface with camel (raw sienna and white). Paints: black, white, raw sienna, burnt sienna, burnt umber and burnt orange. Brushes: foliage (not deer foot), old flat brushes, fan, comb or rake. There will be no fee next month.

SECOND VP-MEMBERSHIP: Pat Landry reported for Rhonda Norton, 21 members present and two guests are Pat Butler and Carol Thorpe. Remember to bring your 2013 SDP cards or receipts so Rhonda can confirm and document your status. If we can get new members (5% of our membership) we can get a free SDP Membership. I.e. If we have 40 members we would need 2 new members to get the free membership.

NEWSLETTER: Carole Sheftic is working on the membership booklet. She corrected Virginia Olson out of state and Carol Hechler info. Carole will send a new one out by tomorrow.

SECRETARY: Minutes were posted in the newsletter. Pat Landry made a motion to accept the minutes and Dottie Ptaszynski seconded the motion. The motion was passed.

TREASURER: The Treasurer's report was in the newsletter. Pat Thompson reported corrections were made as follows: Total was \$7623.04 and the corrected total is \$7499.29. Jeanette Seese made a motion to accept the Treasurer's report as corrected and Carol Hechler seconded the motion. The motion was passed. We have received the insurance verification or receipt from SDP and it was given to Pat Thompson.

SUNSHINE: Danith Jacques Ormsby sent two get well cards to members. She will send a sympathy card to Carole Kuszik. (Carol's husband recently passed away)
Supplements to the Cookbook were handed out by Pat Otto.

PAINTING FRIENDS: Danith Jacques Ormsby reported she has rescheduled the Tarpon Springs outing for Tuesday, March 19. (The previous date was cancelled due to weather problems). The April outing will be Friday, April 5 at the Elephant Tails in Williston. Please contact Dani if you have ideas for future outings. Future plans include Blue Gator and the Musical Boat for June, Apron's

Cooking School in Tampa in August, Alpaca Farm in September and the Zoo in October. Please note: Car Pooling is not Dani's responsibility. She can let you know who is going in your area but it is up to the members to develop their own transportation/carpooling.

PHILANTHROPIC: Ellen Annibali reported our first day at Habitat in Brooksville was productive. We still need more volunteers. We will work tomorrow Sunday, March 3, from 9 A. M. to 4 P.M. We have signs that need to be painted. We are planning a couple more days in April and hopefully complete our project. Please let Ellen know if you can come tomorrow or future days.

HOSPITALITY: Hazel Dickson reminded members to sign up for next month's refreshments.

PUBLICITY: Ruth Orwig has sold her house and will leave after April. Dottie Ptaszynski volunteered to do Publicity.

SECRET SISTER: Jeanette Seese collected all of the Secret Sisters forms and at the end of the meeting had each participant pick a folded form. All were encouraged to review the Secret Sister information and think about what they will bring in October, November and December. Remember to bring all gifts in a large brown paper bag. Suggested price for gifts: October and November \$20 or so. December is the bigger gift \$25 or more.

OLD BUSINESS: Basic one class: Some classes are scheduled for April. A few members have already completed the class. All painting must be completed by June.

NEW BUSINESS: The New Painting Club will meet at the Weeki Wachee Senior Club on the third Friday of each month from 9 AM to 12 Noon. (March 15, April 19 and May 17) Admission will depend on how many are present. We will need to pay \$25 a day for the room. I.e. if we have 5 people we will need to collect at least \$5 (per present member) to cover the room rental. Pat Otto will be the facilitator. Everyone should bring what they want to paint as these days are not going to be class's just relaxed painting to complete projects or paint new ones. Pat Otto and Joanne Raymond are Directors on the Board for the Senior Center. You must be a member of the Senior Center. All NCDA members are already members. Anyone can come to paint with this new group (they do not need to be NCDA members) but they will need to join the Weeki Wachee Senior Club and pay \$10 for the membership. They will then have full membership at the Senior Center and can attend all activities.

BOARD MEETING: Next Full Board Meeting will be on Wednesday, March 6 at 10:00 AM at Beverly Brockschmidt's home in Pine Ridge/Beverly Hills. Please RSVP

SHOW AND TELL: Four members brought items for show and tell.

RAFFLE: Maureen McNaughton donated two paintings for the raffle today. Winners were: Andy Dignard and Pat Thompson

ADJOURNMENT: Meeting was adjourned at 10:17 A.M.

Respectfully,

Beverly Brockschmidt, Secretary

**"Frolic on the Fox"
The Society of Decorative
Painters**

**41st International Conference
& Expo
St. Charles, Ill
May 13-18, 2013**



*-Over 100 classes, dozens of exhibitors, and many special events-
Deadline for Early-Bird online class registration is March 31*

*.-First ever show and share, hosted by Priscilla Hauser MDA and David Vernon of Pampered Palette
Learn more at..www.*

decorativepainters.org/conferencegeneral.php

**NCDA April
BOARD Meeting**

**Wednesday
April 10, 2013
11:00 a.m.
(note new time)**

**At the
Olive Tree Restaurant in
963 N. Suncoast Blvd (US Hwy. 19).
Crystal River, FL**

**Please RSVP
pjottodesigns@gmail.com**




Programs.....Sandy Mihalus



March 30, 2013 .. a Red Mill Creek Pattern by Betty Caithness, taught by Sharon Poorman. Cost: \$10.00 There are 2 sizes of patterns. Full size patterns were available at the last chapter meeting, and smaller patterns are available on line in the newsletter. Please bring your acrylic paintings supplies. You will need to supply your own paints. This will be an all day project so please bring your lunch.

April 6, 2013 ...

SPRING LUNCHEON!!! (Lunch Exchange) Paint a basket, bag, or even pot of your choice. Pack it with a tasty lunch of drink, sandwich, chips, and cookie. We will draw names to exchange lunches, and get a cool hand painted gift.



Also April 6th...Pat Otto will teach a lesson on painting animal fur. If you would like to paint, please bring your painting supplies. If not, you can just enjoy the lesson. Base coat piece Camel. Colors needed are... Black, White, Raw Sienna, Burnt Sienna, Burnt Umber & Burnt Orange. Old scrubby brush, fan brush and Rake brush and liner.




May 4, 2013... A Heron taught by Rene Burton in watercolor. Cost \$5.00 The watercolor paper has already been prepped by Rene. (Thank you Rene) You will need to bring watercolor painting supplies which include watercolor brushes, 2 buckets for water, paper towels, and watercolor palette. More details to follow in the next newsletter.

Library...Chris Soyk



Maureen McNaughton has delivered her 10 free design packets. They will be available for borrowing at the April chapter meeting.

Friendship Gatherings ...Dani Jacques



Future "FRIENDSHIP GATHERINGS"

April 5th - Friday - Elephant Tails Ranch (Elephant Rescue) Williston. Time to be announced. Dani is waiting for the owner to get back to her as she was gone on the road. Anyone interested in going please let Dani know so she can give them a rough head count.

May - TBA (looking into Scrap & Stamp Art Studio in Inverness.

June 15th - Saturday - Dahli Museum and Chihully Glass, St. Pete. This will probably be a longer day and those going should meet at the Dahli Museum at 10 am. After the museum we will head to Chihully

Glass which we understand is not far from the museum. Anyone interesting in going please let Dani know.

July 21st - Sunday -Dunnellon - Blue Gator Restaurant and musical one hour boat ride. Boat ride is \$15.00. The time to meet is 11:30 am for the boat ride and then lunch. (hopefully before any thunder boomers arrive)

Aug. Apron's - St. Pete - TBA - Anyone wishing to do this please let Dani know if you are interested. Beverly Brockschmidt has been to this a few times and says it is wonderful and well worth the price. Last years price was \$40.00 per person. I will call and find out about what is going on there this year. (We definitely will not be going when Paula Deen is there, her price tag is \$100 for all that buttery food no less.)

Sept. Alpaca Farm - Homossassa - TBA

Oct. Lowery Park Zoo - Tampa - TBA

Nov. ????


Dec. Much too busy of a month to plan anything unless something hits Dani in the face.



Don't Forget to check our website for updates ...
www.naturecoastdecorativeartists.com



Secret Sister Club Jeanette Seese



Jeanette handed out the secret sister names to all the participants. Remember in October **and** November you bring a gift for her wrapped in a plain brown paper bag. In December you bring her an extra special gift and disclose your identity at the Christmas Party. *See this month minutes for more details. Any questions ask Jeanette at seese_j@yahoo.com*

Hospitality.....Hazel Dickson

Thanks to the gals who have already signed up for donations of food for the April meeting. Other donations are always appreciated.

Jean Thompson..fruit
Dottie Ptaszynski..Banana
Bread or Donuts



Don't forget the Lunch Exchange

Nature Coast Decorative Painter Financial Report

by Pat Thompson

March 2013



February ending Balance..... \$7623.04
adjustment -100.00& missed entry 23.75

Adjusted February ending Balance \$7499.29

Income:

Workshop 3/2 Ruth Orwig \$55.00

Ways and Means 82.00

Total income 137.00

Expenses:

Workshop Inst. Fee (Ruth Orwig) \$100.00

Project printings and Pics 8.70

Philanthropic Ellen Annibali 45.00

Seminar 2/4&5 hospitality & mileage 849.14

Total expenses.....\$1,002.84

Ending Balance..... \$6633.45


Bits and Pieces

In February several ladies from our chapter went to Bear with Us, a decorative surface distributor in Winter Garden. We attended the open house which included lunch and perusal of many packets and surfaces to paint. "Big Brushes" Cheri Rol and Janelle Johnson were there showing new items.

Pictured L-R: Pat Thompson , Joanne Raymond, Sandy Mihalus,Cheri Rol, Janelle Johnson, Pat Otto.



Philanthropic..... Ellen Annibali



We have put in three full days at the Restore and the Habitat office space and it is really looking great.

Ellen and Jean are going to go back and work more on the Habitat wall signs and then the office and the back wall in the Restore will be completed.


Carol Hechler has taken some of the other signs home to work on but we need some extra help with them. These are 8 two sided signs.

If you could stay after the April 2 workshop and do some base coating it would really be appreciated. Please give Ellen a phone call 352-232-6246 if you can give us an extra hand. Maybe even take one home to do.

They have to be up before April 24th so if you take one please be sure we can get it back in time.



Please check out our web site for more pictures of our progress.



TGIF-Painting Day

The Third Friday of the month – 9 am - noon



We have booked three Fridays to start a new club at WWSC. This club only requires membership in WWSC, **not** NCDA or SDP. For now it is everyone brings something to paint and we inspire and help each other. Initially the thought was “Painting Just for Me” Many of us have bought special items and packets that we have had for years and just haven’t gotten around to painting them. This is a time to spread out (you get a whole table if you want), and not worry about distractions like the phone or a pile of ironing calling your name.

Others wish to prepare a surface for the next class, finish last month’s project or just look through patterns and hang out.

This is a great time to invite a friend who may be interested in painting but doesn’t know if she wants to invest \$50 in SDP. Maybe you know someone who used to be in our chapter but can’t come regularly.

The fee is \$10/year to WWSC. If you are a member of NCDA, you already belong because that is included in our \$20 membership.

Dates to remember are **April 19 and May 17**. We already had our first one on March 15th. We had a ball. We laughed and painted and lost track of time – we were there until 1:30, then we went to lunch and laughed some more. Next time we will be sure to get photos.

Put it on your calendar, tell your friends and join us.

August 30.... Preparation for the Old Red Mill Background:

Base coat the top of the lid (or other surface) with Sandstone. Let dry. Sand and wipe clean, then apply another coat. Let dry.


Thin Burnt Umber to a watery consistency and brush onto the lid. While still wet....Crumble plastic wrap into a small ball and pounce it up and down on the surface until the paint lightens and looks dry.

Dip a clean piece of crumpled plastic wrap into thinned Lichen Grey and pounce it on the surface (don't brush the paint onto the lid because it's so thin that it would reactivate the Burnt Umber layer) Let dry. Repeat using thinned white. Let dry.

Transfer the main landscape onto the lid using graphite paper. You may transfer a building or two for placement, but keep them light.

The additional background work will be done in class. If you have a battery operated fan please bring it along.

Additional information: Please add a large float brush to the brush list. 1 or 2 inches is preferred.



one inch test square

The color list (in the March newsletter or on the back of your pattern you picked up at the March meeting) is in Delta Ceramcoat but colors that are close in Americana will work well. **Note: This will be an all day workshop. Don't forget your lunch**

This is the Larger size pattern that was handed out at the March meeting. The smaller pattern and the colors are in the March newsletter also on the website www.naturecoastdecorativeartists.com

A GOOD QUESTION.....

Sandy M. asks....

Please ask the experienced painters to suggest how to preserve an oil painting when it is finished. What are the best products, and when to apply them. Also, what about acrylic paintings? I hear about varnish. David Vernon was great about explaining products to use on his plate, but please tell us what our experienced gals like to use and why.

From the editor...Carole Sheftic

I will try to cover what I was taught over the years with oil painting on wood and canvas.

Oil paint, even when used with a medium to speed drying time, takes at least six months to be dry and many artists believe that it takes years to really cure.

In the decorative field when using very thin layers of paint and working on a wood surface many times we would speed dry by using a fixative spray. Many times it worked and many times we ran into a problem. One thing to remember if you are speed drying is that it must be done immediately. If you wait until the next day and decide you want to speed it up, you may possibly get a reaction and the paint will craze

or crack with fine lines.

If successful we would then spray with a final varnish @ matte, satin or gloss; believing the under coat dry enough to take a top coat. You could then wax the piece with a good furniture paste wax.

In the formal art field when painting on canvas I was taught to wait until the canvas was dry to the touch...somewhere between a few days and weeks if using a lot of white or cadmium colors and no drying medium.

I then use what is called Damar Retouch Varnish. I always use the spray, fearing that if I used the brush on and the surface was not completely dry I may break the paint tension and smear the art work.

The Damar Retouch Varnish is considered a non permanent coat that would protect the piece for the first 6 months or so and then you would put a coat of Final or Damar varnish on the surface.

There are many artists varnishes...some are permanent and some are removable with mineral spirits such as Liquitex Soluvar that is used by many artists because it can be cleaned and removed over the years and then a new coat put on for restoration. Hope this helps!!!!

Please help Sandy and e-mail Carole S. with what you have found works for you in either oils or acrylics. csheftic@bellsouth.net

2013 Board Members and Committee Heads

PRESIDENT*/Historian
Pat Otto
352-746-2688
pjottodesigns@gmail.com

TREASURER*/Photographer
Pat Thompson
352-793-6615
pthompson119@embarq.com

PUBLICITY
Dottie Ptaszynski
352-684-6556
dmtaz@tampabay.rr.com

PHILANTHROPIC
Ellen Annibali
352-232-6246
Sunnylane02@hotmail.com

1ST VP PROGRAMS*
Sandy Mihalus
352-688-4106
sndmihalus@bellsouth.net

NEWSLETTER*
Web Master
Carole Sheftic
352-489-2374
csheftic@bellsouth.net

LIBRARIAN
Chris Soyk
352-249-9122
shyatlantic@embarqmail.com

COMMUNITY DISPLAY
Marilynne Kelly
352-263-2305
marilynnekelly@tampabay.rr.com

2nd VP MEMBERSHIP*
Rhonda Norton
352-688-9267
rnorton7@tampabay.rr.com

SUNSHINE/Frnd. GATHERINGS
Dani Ormsby
352-586-5048
dbojbill@yahoo.com

SECRET SISTER
Jeanette Seese
727-857-1045
seese_j@yahoo.com

HOSPITALITY
Hazel Dickson thru May
727-857-1372
dicksonhazel52@yahoo.com

**asterick by the title denotes a voting member*

SECRETARY*
Bev Brockschmidt
352-527-8737
fbrockschmidt@tampabay.rr.com

PAST PRESIDENT*
Pat Estes
352-686-7862
paestes7@tampabay.rr.com

CHARTER MEMBER*
Doris Trudeau
352-686-4248
jdtru@bellsouth.net

**Weeki Wachee Senior
Citizens Clubhouse**
3357 Susan Dr.
Spring Hill, Florida.
Telephone: 352 684-6943

Updates are available on our website: www.naturecoastdecorativeartists.com